



WELCOME TO CHIJ (KATONG) PRIMARY



Primary 1 Orientation
(2024 Intake)

17 November 2023

Agenda

- Opening Address & Briefing by Principal
- Preparation for Day 1 by Year Head (Lower Pr)
- Safety Briefing by Vice-Principal
- Sharing by Central Parent Council
- Administrative Briefing

WELCOME TO CHIJ (KATONG) PRIMARY

Primary 1 Orientation
(2024 Intake)

17 November 2023



Important Information

1) Parent-Child Activity (via PG) - *do ensure push notification is turned on*


ps://www.moe.gov.sg/parentkit?pt=Parent-Child%20Relationship

Parent-Child Activity Book

The Parent-Child Activity Book (PCAB) is specially designed to help your child transit from preschool to P1. The PCAB includes 10 tips, and is filled with fun and meaningful parent-child activities for you to try with your child.


A Great Start To Primary School

How To Use This Book



The 'About Me' activity page features a central illustration of a child's adventure. To the right, there are fields for 'Name', 'School', 'Class', 'Birth Date', 'Height', and 'Weight'. Below these are sections for 'My Favourites' with fields for 'Favourite Food', 'Subject', 'Colour', and 'Game'.

Talk about your child's likes in this 'About Me' activity and commemorate the first day of school with your child.



The 'How To Use This Book' page has a yellow background and contains the text: 'How To Use This Book? Primary school is an exciting time for all - not just for the kids, but for parents, too!'

This marks the start of your child's very own adventure! Read this mini guide to find out how you can use the activities to help your



Practise Routines
Building good habits helps your child cope with the many new things they will encounter this year.
School is a lot more structured than your child is used to. Lessons are longer and so is the school day. Buying food at recess is a new experience and they will need to go to the washroom on their own. After-school activities and homework might take some getting used to. Practising routines will help your child face the unfamiliar with a smile!



What's In Your School Bag?
Help your child develop the good habit of packing their bag before school. Chat about what goes in each day and how to check that they have everything they need. When they are ready, let your child try packing their bag on their own.
Here are some questions you can ask:
What should you bring to school every day?
- My pencil case
- School Bag
Which books should you bring?
- Have you checked your timetable?
Anything else?
- Have you checked your school bag?
- Have you packed your homework?
- Did your teacher ask you any letters for me to sign?




My Pencil Box
Your child's pencil case is a treasure chest of prized stationery. Teach them to take good care of it.
Get the name stickers from the pocket at the back of the book, and guide your child to write his/her name on them. Stick the stickers onto their pencils, ruler etc.

Important Information

2) Parents Gateway P1 Parents' Handbook (via PG)

*Attire & Appearance (pg 12 & 13) – white socks & shoes, only simple black hair accessories

*Name Tags - for PE T-shirt & Art Apron (pg 14). **Do not sew the name tag onto the pinafore.**



*Identification tags (name tags) to be completed and worn when she comes to school (sample on pg 33)

Sample of Identification Tag

(FRONT)			(BACK)
AMETHYST 1			<i>Name of Student Care Centre:</i> _____ _____
«Childs Name»			
<i>Please indicate accordingly:</i>			
	Parents / Helper / Guardian	School Bus No:	
Tues 3 Jan	Gate No:		
Wed 4 Jan	Gate No:		
Thurs 5 Jan onwards	Gate No:		
Car Plate No:	Parent's Contact No:		

Located in School:
Located outside School:
Mode of Transport to SCC

*School Bag & Stationery (pg 34) – label belongings

*Timing for school on the first 3 days and things to bring (pg 32)

*Parents Briefing (2 Jan 2024)

Pencil Cases

- Small and simple



School Bags

- Simple and not bulky
- Pack according to timetable
- 'housekeeping' of school bags



3) Daily Snack Break – around noon, in class for about 10min. Pack a healthy snack.

4) Having her own ear piece

5) Handwriting – pencil grip if necessary



6) School's Website (<https://www.chijkcp.moe.edu.sg/>)



<https://go.gov.sg/chijkcp>



Day 1 (2 Jan)

- Students will assemble in the canteen upon arrival
- Morning Assembly for Pr 1s will take place in the Multi-purpose Hall (parents to remain in the canteen area)
- Students will be ushered to their classrooms and then parents will proceed to the Multi-purpose Hall (Parents Briefing)
- Students will have their snack time in class
- After the Parents Briefing in the MPH, parents will then move to the respective p1 classrooms for Parent-Teacher Meeting (Beginning of the year, BOY PTM)
- Parents and students will take their leave after PTM

Sample of Identification Tag

(FRONT)

AMETHYST 1

«Childs_Name»

Please indicate accordingly:

	Parents / Helper / Guardian	School Bus No:
Tues 3 Jan	Gate No:	
Wed 4 Jan	Gate No:	
Thurs 5 Jan onwards	Gate No:	
Car Plate No:	Parent's Contact No:	

(BACK)

Name of Student Care Centre:

Located in School:

Located outside School:

Mode of Transport to SCC

To be completed and worn to school especially for the first 2 weeks.



CANTEEN FOOD

Delicious Delights – Light bites

Halal Certified
Stall

Sedap Corner – Muslim Food Stall

Yummy Noodles – Noodle stall

Little Koya – Japanese cuisine

Magic Wok – Rice with dishes

Spring & Sparkle – Drink stall

\$3 should be sufficient money for your child for recess should she need to buy food.



Thank You!

